

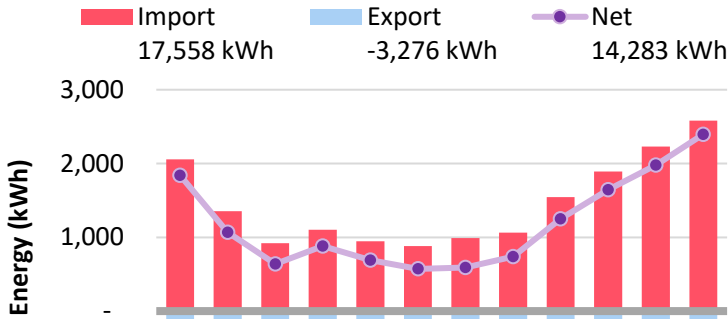
Electric Plan Analysis for



John Smith
Houston, TX

Solar System Size: 8 kW
HVAC: Smart/WiFi
Pool: None
Electric Vehicle(s): None

Grid-Level Energy Usage



Your electric bill depends on how much grid energy you import (consume) versus export (supply), and when.

Some plans set prices and track usage annually; others every 15 minutes.

Tip: Minimizing peak-time usage reduces pollution and can save you money.

	Sep'19	Oct	Nov	Dec	Jan	Feb	Mar	Apr	May	Jun	Jul	Aug'20
Import (kWh)	2.4	1.9	1.8	1.7	1.4	1.9	1.4	1.3	1.5	1.8	2.1	2.6
Export (kWh)	-1.1	-1.1	-0.7	-0.3	0.0	-0.2	-1.0	-1.0	-1.1	-1.2	-1.2	-1.1
Net (kWh)	1.3	1.0	1.6	1.8	1.8	1.7	1.2	1.0	1.1	1.3	1.3	1.5
Avg Net Power (kW)	0.7	0.5	0.1	0.3	-0.2	-0.3	-0.8	-0.6	0.1	0.9	1.3	2.7





	Your Home	Average Texas Home
Peak (3 PM - 5 PM)	19%	52%
Day (6 PM - 8 PM)	12%	17%
Night (9 PM - 5 AM)	69%	31%

Analysis Methodology

For your latest 12 months' usage, we calculated and ranked your annual energy plus delivery costs for hundreds of current electric plans... (See next page for results)

Electric Plan Comparison – Sep 2020

For your electricity usage, you'd save up to \$771 per year on a different plan:

Retailer	Plan Name	Term (mo)	ETF	Rate Type	Base /mo	Import /kWh	Export /kWh	Annual Bill
	Twelve Hour Power	12	\$135	Time-of-Use	\$9.95	15.2¢+TDU Free 9p - 9a		\$1,214
	Griddy Zero	0		Indexed	\$9.99	RTW+TDU	RTW	\$1,311 †
	Free Power Nights	12	\$125	Time-of-Use		11.1¢+TDU Free 8p - 6a		\$1,550
	Texas Solar Home	12	\$150	Fixed	\$4.95	6.3¢+TDU	6.3¢	\$1,749
	Rise Solar	12	\$15 /mo	Fixed	\$4.95	6.6¢+TDU	6.6¢	\$1,795
	Solar Buyback	24		Indexed		6.7¢+TDU	RTW	\$1,861 †
	Your Current Plan	12		Fixed		13.9¢	13.9¢	\$1,985
	Renewable Rewards	12		Fixed		14.9¢	14.9¢	\$2,128
	Simple Solar Sell Back	12	\$150	Fixed		15.9¢	15.9¢	\$2,271
	Renewable Buyback	24	\$295	Fixed	\$9.95	14.9¢	11.9¢	\$2,346

Notes & Definitions

ETF: An Early Termination Fee for quitting your contract more than 14 days early (unless you move).

Rate “Fixed” rates guarantee the same pricing terms for each month of the contract.

Type: “Time-of-Use” plans charge predefined rates for usage during peak vs. non-peak hours.

“Indexed” rates vary with indices like the wholesale price of electricity or natural gas.

Base /mo: A monthly fee to cover administrative or other non-usage-based costs.

Import /kWh: The rate you pay for each kWh of electricity you consume from the grid.

Export /kWh: The credit you earn for each excess kWh of electricity you supply to the grid.

TDU: Your Transmission and Distribution Utility (Centerpoint) currently charges \$4.39/mo + 4.23 ¢/kWh.

† **RTW:** Real-Time Wholesale electric rates vary every 5 minutes and are NOT guaranteed, so 'Annual Bill' applies the trailing 12-month price history for reference only. [Click for more details.](#)

This report brought to you by Solar United Neighbors and powered by Texas Power Guide.
Questions? Please contact txteam@solarunitedneighbors.org

